

How to unblock persons in your contact list

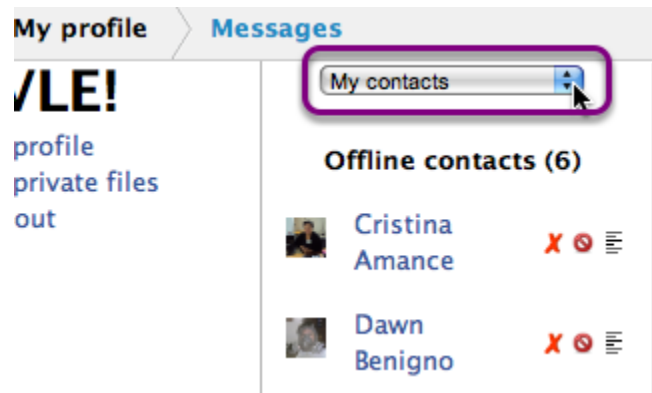
This details how you can unblock persons in your contact list

Step 1: View your contact list

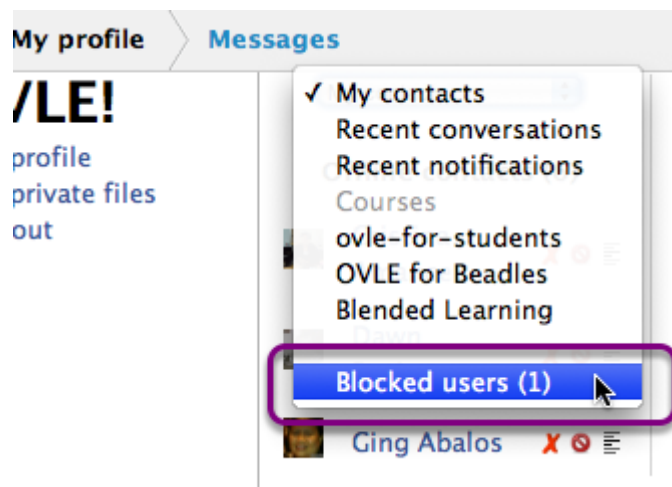


Click the Messages icon from the dashboard. The dashboard is located at the left bottom side of your browsers page.

Step 2: Select blocked users

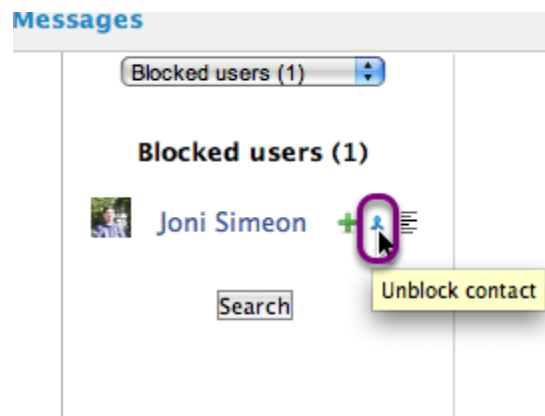


Click the arrow next to My contacts box



Next, click on Blocked users.

Step 3: Unblock contact



Select the unblock contact icon beside the person's name.

When you unblock a name, it will be removed from your contact list. See [How to Add Contacts](#)