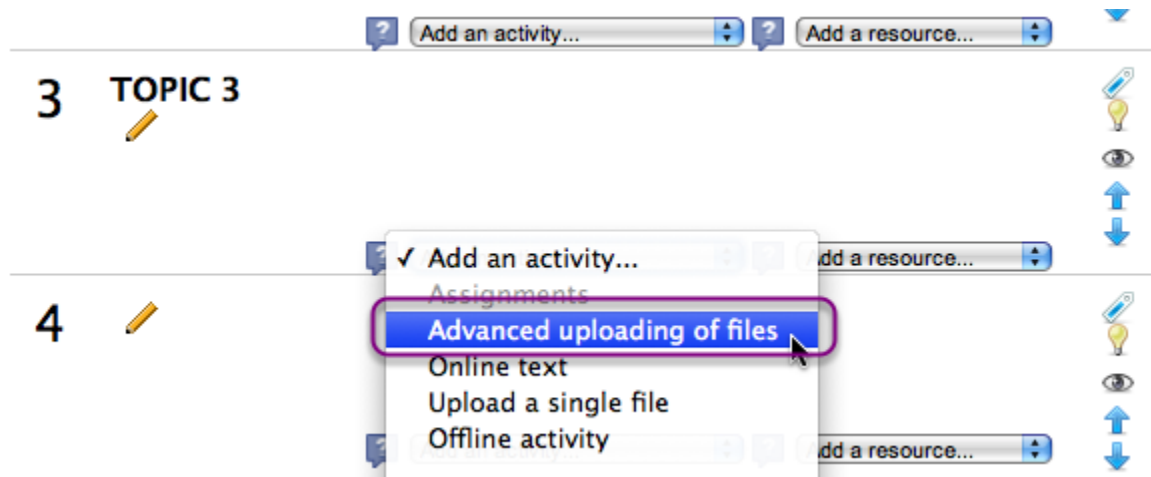


How to enable Plagiarism detection of UVLe

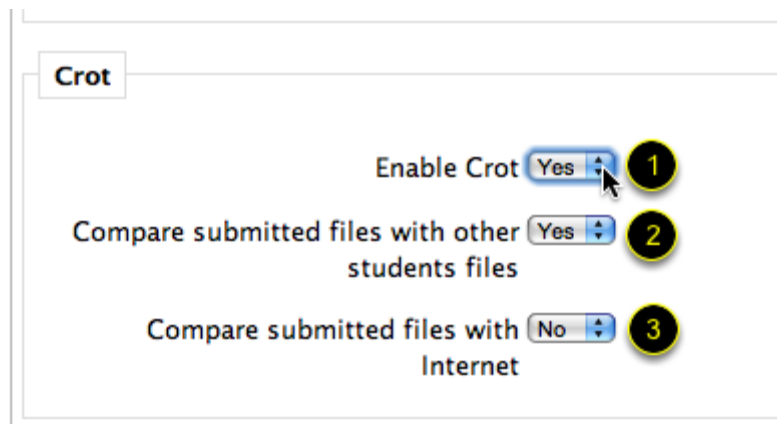
This details how to enable anti-plagiarism program.

Step 1. Uploading of files.



When you add an activity, choose *Advanced uploading of files*.

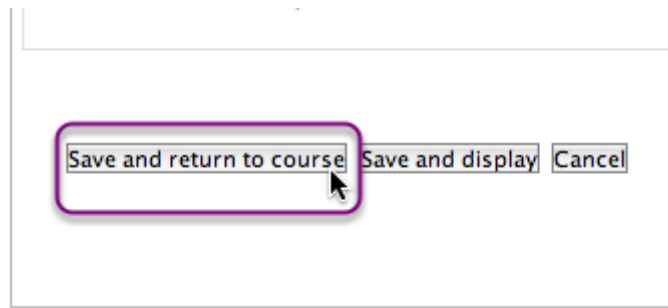
Step 2. Enable Crot



Crot is the program that UVLE uses for plagiarism detection.

1. Choose "yes" beside *Enable Crot*. 2. Select "yes" to compare students submitted files with other student files. 3. Select "yes" if you want to compare submitted files that in the internet.

Step 3. Save changes



Open Virtual Learning Environment 2.0 © 2011

Scroll down to the end of the page and click "SAVE" to preserve changes made.